


Science

California Preschool Learning Foundations, Volume 3:

- Introductory sections to the foundations (pp. 48–60)
- Glossary (pp. 95–96)
- Bibliographic Notes (pp. 84–94)
- References and Source Materials (pp. 97–101)


Science: Learning Experience 6 <http://www.wested.org/facultyinitiative/> 2



Science

- Introduction, page 48
- Science in Preschool, page 49
- Development of the Whole Child, pages 49–50
- The Preschool Foundations for Science, pages 50–51

Science: Learning Experience 6 <http://www.wested.org/facultyinitiative/> 3



Science

- Individual, Cultural, and Linguistic Variations, pages 51–52
- Scientific Inquiry: The Skills and Language of Science, pages 52–53
- Communicating: The Role of Language in Scientific Inquiry, pages 53–55

Science: Learning Experience 6 <http://www.wested.org/facultyinitiative/> 4

Science

- Scientific Knowledge: The Content of Science in Preschool, pages 55–56
- Physical Sciences: Early Concepts in Physics, pages 56–57
- Life Sciences: Early Concepts in Biology, pages 57–58
- Earth Sciences: Early Concepts Related to Earth, pages 58–60

Science: Learning Experience 6

<http://www.wested.org/facultyinitiative/>

5

Science

- What key points did you take from your reading?
- What was some new or unfamiliar vocabulary that you came across?
- Which of the four strands particularly intrigued you?



Science: Learning Experience 6

<http://www.wested.org/facultyinitiative/>

6

Science

Develop a poster:

- Choose a strand of interest.
- Read the section of the Bibliographic Notes on the chosen strand.
- Include text and graphics to present highlights from some of the research articles.
- Connect the research findings to specific foundations in the strand.

Science: Learning Experience 6

<http://www.wested.org/facultyinitiative/>

7

Science

- Which elements from the posters stood out for you? Was there one poster that particularly caught your interest? Why?
- What was the easiest part of creating your poster? The most challenging part?

Science: Learning Experience 6

<http://www.wested.org/facultyinitiative/>

8

Science

- How did developing a poster help you understand the research and rationale for the strand you selected?
- What other questions came up for you as you reviewed the Bibliographic Notes and prepared your poster?

Science: Learning Experience 6 <http://www.wested.org/facultyinitiative/> 9


Science



- Which facts from the research highlights on the posters do you remember?
- Which facts were familiar? Which ones were new or caused you to have a different perspective?

Science: Learning Experience 6 <http://www.wested.org/facultyinitiative/> 10

Science



- What specific information helped you better understand one or more of the preschool science foundations?
- After viewing all the posters for the different strands, which strand other than the one you already selected would you choose to explore further? What is a first step you will take in that exploration?

Science: Learning Experience 6 <http://www.wested.org/facultyinitiative/> 11

Science

- Choose one strand.
- Select 3 relevant journal articles from References and Source Materials (pages 97–101).
- Write a short paper that includes summaries of each reference.

Science: Learning Experience 6 <http://www.wested.org/facultyinitiative/> 12

Science

For each article, include:

- ✓ Title and authors
- ✓ Publication information
- ✓ Brief summary
- ✓ Key findings that relate to one or more of the foundations in the strand
- ✓ How the article supports your understanding of the foundations in the strand