

History–Social Science

The history–social science domain in the *California Preschool Curriculum Framework, Volume 3* is:

- A companion to the same domain in the *California Preschool Learning Foundations, Volume 3*.
- A guide for teachers in planning curriculum in history–social science.
- Organized with the same strands and substrands as the foundations.

History–Social Science

History–social science in the *California Preschool Curriculum Framework, Volume 3* contains:

- Guiding principles
- Suggestions for environments and materials
- Vignettes
- Teachable moments
- Interactions and strategies
- Strategies for engaging families
- Research highlights
- Questions for reflection

History–Social Science: Unit 2, Getting Ready

<http://facultyinitiative.wested.org/>

3

History–Social Science

- Self and Society

Beginning to identify with how their family does things and understand that other families and people have ways of doing things that are different or similar to their family

- Civics

How to live with others and how rules work

- History

Events that happened in the past, even before they were born

History–Social Science: Unit 2, Getting Ready

<http://facultyinitiative.wested.org/>


4

History–Social Science

- Geography
The location of familiar places in relation to each other and the different kinds of places where people live
- Ecology
Learning to take care of earth and animals
- Economics
A beginning understanding of money and the exchange of things and services

History–Social Science: Unit 2, Getting Ready <http://facultyinitiative.wested.org/> 5

History–Social Science

Unit 2, Getting Ready, Handout 1 

**Handout for the History–Social Science Domain:
Connecting to Experience**

Strand/Substrand	Memory of an Early Experience
Self and Society	
1.0 Culture and Diversity	
2.0 Relationships	
3.0 Social Roles and Occupations	
Becoming a Preschool Community Member (Civics)	
1.0 Skills for Democratic Participation	
2.0 Responsible Conduct	

History–Social Science Domain:
Getting Ready Handout for the History–Social Science Domain:
Connecting to Experience

History–Social Science: Unit 2, Getting Ready <http://facultyinitiative.wested.org/> 6

History–Social Science

- What stood out for you from your individual reflection time? From sharing your memories with other students?
- For which substrands did it seem easier to come up with memories? Which were harder? What surprised you?

History–Social Science: Unit 2, Getting Ready

<http://facultyinitiative.wested.org/>

7

History–Social Science

- What new understandings or perspectives about the history–social science domain do you now have?
- What will you take from this learning experience to your work with young children?




History–Social Science: Unit 2, Getting Ready


<http://facultyinitiative.wested.org/>

8

History–Social Science

Unit 2, Getting Ready, Handout 2 


**Handout for the History–Social Science Domain:
Connecting to Experience with Peers**



History–Social Science Domain:
Getting Ready
Handout 2 – Handout for the History–Social Science Domain:
Connecting to Experience with Peers

Strand/Substrand	Memory	Memory	Memory	Memory
Self and Society 1.0 Culture and Diversity	Name:	Name:	Name:	Name:
Self and Society 2.0 Relationships	Name:	Name:	Name:	Name:
Self and Society 3.0 Social Roles and Occupations	Name:	Name:	Name:	Name:

History–Social Science: Unit 2, Getting Ready <http://facultyinitiative.wested.org/> 9



- What are some ideas, concepts, or strategies that you learned from this class session?
- Which ones reinforced what you have already learned or experienced? Which ones were new or caused you to think differently about teaching preschool children and/or engaging their families?

History–Social Science: Unit 2, Getting Ready <http://facultyinitiative.wested.org/> 10



- Why do you think the content of this class session was presented the way it was? How did this approach help you understand the content? What else would have helped?
- How will you decide what to apply from this class session in your work with preschool children and/or their families? What will you do to ensure you will implement what you have decided to use?